





# B BROADRIB

FIBRE BONDED RANGE

 **MADE IN THE UK. MADE TO LAST.**

## Specification

|                                  |   |
|----------------------------------|---|
| <b>PRODUCT</b>                   | Broadrib Heavy Contract Fibre Bonded Carpet, Tiles and Planks   |
| <b>FIBRE CONSTRUCTION</b>        | 80% Polypropylene, 15% Polyamide, 5% Recycled Polyester   |
| <b>WEIGHT</b>                    | 1020gsm (Sheet), 4020gsm (Tile and Plank), 4820gsm (Acoustic Tile)  |
| <b>THICKNESS</b>                 | 7.50mm (Sheet), 8mm (Tile and Plank), 12.50mm (Acoustic Tile)   |
| <b>ROLL WIDTH</b>                |  2 metre and 4 metre, ribbing runs down length of roll   |
| <b>TILE SIZE</b>                 |  50cm x 50cm (Tiles are Bitumen backed)  |
| <b>PLANK SIZE</b>                |  100cm x 25cm (Planks are Bitumen backed)  |
| <b>TILES PER BOX</b>             | 20 (5m <sup>2</sup> )   |
| <b>PLANKS PER BOX</b>            | 16 (4m <sup>2</sup> )   |
| <b>COLOUR FASTNESS</b>           | Light (BS EN ISO 105:B02) >6<br>Wet Rubbing (BS EN ISO 105:BO1) 5<br>Dry Rubbing (BS EN ISO 105:X12) 5  |
| <b>FLAMMABILITY</b>              | BS5287 Assessment and labelling of Textile Floorcoverings tested to BS4790 (Hot Metal Nut Test) - Low Radius of Char  |
| <b>BS EN 13501</b>               | Class Cf1-s1 (Sheet)<br>Class Bfl-s1 (Tile)<br>Class Cf1-s1 (Plank)   |
| <b>REDUCTION IN IMPACT NOISE</b> | BS EN ISO 140-8: 20dB (Sheet)<br>BS EN ISO 140-8: 25dB (Acoustic Tile)  |
| <b>ANTISTATIC</b>                | Suitable for use in computer rooms  |
| <b>INSTALLATION</b>              |  Tiles<br>Broadrib tiles should be laid tessellated as per the icon provided. The method of installation should conform to BS5325. For details of subfloor preparation and a full guide to installation visit: <a href="http://www.heckmondwike-fb.co.uk">www.heckmondwike-fb.co.uk</a> . Before laying Broadrib, tiles should be allowed to condition for 24 hours at the expected temperature and humidity levels. |
| <b>ADHESIVE GUIDE</b>            | Sheet carpet should be fully adhered with F. Ball F3 or Bostik Laybond Carpet Adhesive. For tiles and planks use F. Ball F41 Tackifier or Bostik Laybond Carpet Tile Tackifier.   |
| <b>MAINTENANCE</b>               | To achieve maximum life expectancy it is essential to initiate a maintenance schedule from the date of installation. A full guide to cleaning & maintenance is available at: <a href="http://www.heckmondwike-fb.co.uk">www.heckmondwike-fb.co.uk</a>   |



PLEASE NOTE: For technical reasons, as with all textile materials, it is not possible to colour match from different batches. Orders that need to colour match should be placed at the same time. Production may, therefore, show variations to the sample card. Heckmondwike reserves the right to change or modify product specifications without giving prior notice.